



2022 TCS Charity Challenge Participant Registration Guide

TCS Charity Challenge Registration for this event must be done through the Race Roster online registration form. You can register for the event and create your fundraising profile page at the same time. Please follow the steps below!

Registration for the Event:

1. Click on walkathon website at <https://walk.fl.cc/toronto>. Click the button “[網上報名 OnlineRegistration](#)”.



活動詳情 報名優惠 贊助我們 籌款獎勵 完成Virtual Run/Walk須知

The banner features a background image of people's legs and feet in sneakers walking on a path. On the right side, there is a logo for "生命恩泉 Fountain of Love and Life" and the text "主與我同行 WALK WITH GOD 2022". Below this, it says "FOUNTAIN OF LOVE AND LIFE FUNDRAISING WALKATHON". At the bottom, there are two columns of text: "VANCOUVER MAY 26 - JUNE 26 IN-PERSON / VIRTUAL" and "TORONTO SEPT 16 - OCT 16 IN-PERSON / VIRTUAL".

贊助我們 SPONSOR US

網上報名 Online Registration

For each person registering use this link, the charity it originates from will receive \$5. (Ex. If you are registering 2 people at the same time, the charity will receive \$10.).



2. Click on **REGISTER** under your desired race distance.



In-Person

Marathon	\$135	Register now
Half Marathon	\$105	
5K	\$50	

This registration card features a photograph of several runners in orange and black athletic gear on the left. The background is black with pink and yellow wavy lines. The text is white and bold.



Virtual

Marathon	\$50	Register now
Half Marathon	\$50	
5K	\$50	

This registration card features a photograph of a single female runner in a black athletic outfit on the left. The background is black with pink and yellow wavy lines. The text is white and bold.



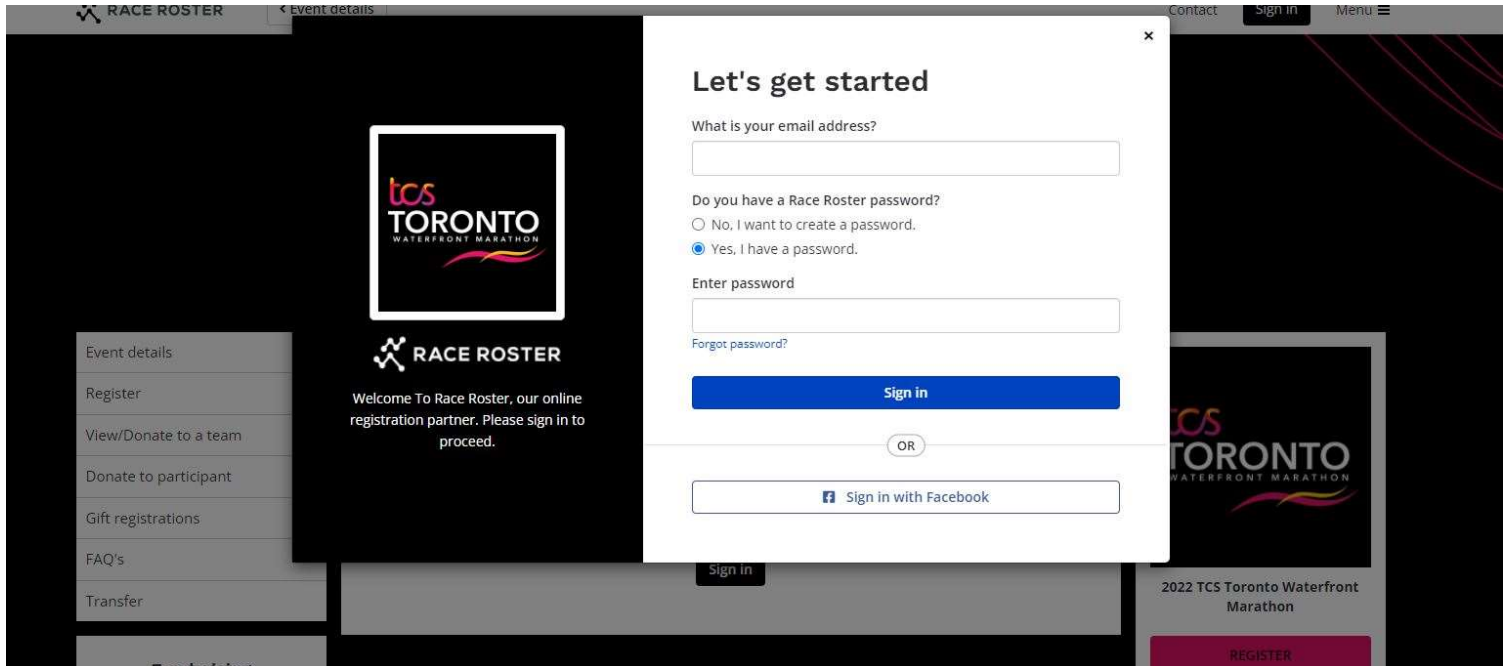
The Whole Shebang

In-Person Marathon + Virtual Half Marathon + Virtual 5K	\$170	Register now
---	-------	------------------------------

This registration card features a photograph of a group of runners on a city street with the CN Tower in the background on the left. The background is black with pink and yellow wavy lines. The text is white and bold.

3. **Create a Race Roster account** by entering your email address and creating a password. This will allow you to log back into your Race Roster account once you have registered for the race to review your race registration information.

Note: If you have previously participated in a Canada Running Series event or another event where Race Roster was the registration vendor, then you will already have an account. You can log into Race Roster using your email and the password you had created.



4. **Select a sub-event** (Event distance).

Result: Fields appear for **Personal Information**.

5. **I would like to register...**

- Myself – Your personal information will be pre-populated
- Someone else - Is this someone you've registered before?

Notes:

- Select a previous registrant – previous registration info will be pre-populated
- OR if you are registering a new participant, enter new registration info

6. Complete **Personal information**. (All mandatory fields marked with a *).

7. Complete **Questions**

For Virtual Only (All mandatory fields marked with a *).

Note 1: Is the above address your current mailing address where you want your Race Kit to be shipped?

Answer: YES

Note 2: I understand that if I have an International/US mailing address, I must pay for additional shipping to have my medal and shirt to be delivered to me.

Answer: YES

Note 3: Please choose YES or NO for subscribing to the Canada Running Series Newsletter

Note 4: Please choose YES or NO for receiving newsletter and other valuable content from official event partners



For In-Person Only (All mandatory fields marked with a *).

Note 1: Complete the Medical and Emergency Contact Details

Note 2: COVID Policy
Answer: YES

Note 3: Please choose YES or NO for printing your first and last name on the bib

Note 4: For 5K, please choose your estimated finishing time.

Note 5: Please choose YES or NO for subscribing to the Canada Running Series Newsletter

Note 6: Please choose YES or NO for receiving newsletter and other valuable content from official event partners

8. Complete **General & TCS Charity Challenge Fundraising Team**

Select one of the below options:

General & TCS Charity Challenge Fundraising Teams

Add registrant to a team? *

- No, do not add this registrant to a team
- Yes, create a new team and add this registrant
- Yes, add this registrant to a team created by someone else

Team category *

Please choose “Yes. Add this registrant to a team created by someone else”

You may choose the team below. Once you choose the team listed below, you are automatically under Fountain of Love and Life:

1. FLL - Fountain of Love and Life
2. FLL - Sacred Heart of Jesus
3. FLL – Mary Help of Christians
4. FLL - St. Joseph
5. FLL - St. Maria Goretti (Forgiveness/Chasity)
6. FLL - St. Maximilian Kolbe (Media Evangelization)
7. FLL - St. John Paul II (New Evangelization)
8. FLL - St. John the Baptist (Conversions)
9. FLL - St. Francis Xavier (Missionaries)
10. FLL - In Memory of Fr. Daniel Chui (Humility)


Note: Once you join the team, please check the box “The team captain will be able to see various details of my registration, including my contact information”



10. **Products & Merchandise**

- a. Select your **STWM souvenir shirt** size (this is included in the price of your registration)
- b. All the others are optional items.

11. **SKIP entering any promo code or gift code. Charity discount pin codes are no longer used.**



12. Select **CONTINUE** to proceed to WAIVERS and additional terms

13. **Agreements and additional terms for participant**

- **Wavier: please read thoroughly and check the box** beside 'On behalf of all registrants, I agree to TCS Toronto Waterfront Marathon Release Waiver And Indemnity' Select **CONTINUE.**
- **Refund Policy and COVID-19 Agreement: please read thoroughly and check the box** beside 'On behalf of all registrants, I agree to Refund Policy Wavier + COVID-19 Agreement'
- **Zero Tolerance Policy: please read thoroughly and check the box** beside 'On behalf of all registrants, I agree to Zero Tolerance Policy'
- **Enter your name in the box.**
- Select **CONTINUE.**



14. To make a donation during registration, select or enter the donation amount. Fill out the associated questions below that pop up.

Make a donation

Add a donation for 1 or more of your registrants

Donation for registrant No. 1 - Margaret Woo✕ Clear donation

Select donation amount

\$500.00 \$250.00 \$100.00 \$50.00 \$25.00 Other

Select organization to donate to

Select... ▼

Donation: **No donation**

[CONTINUE](#)

****Please note that the donation will be processed with your registration fee. This year processing fee will charge to FLL for all the credit card donations made by Credit Card. Donors have choice to cover the processing fee.****

Select donation amount

\$500.00 \$250.00 \$100.00 \$50.00 \$25.00 Other

Top up your donation ⓘ

I would like to cover the credit card and service fee costs by increasing my donation, so this organization receives 100% of the donation amount.

Your donation total: **\$27.80**



Select choose **Fountain of Love and Life** to donate to

How would like to apply this donation?

- Option 1: Donate to a your own fundraising page
- Option 2: Donate directly to fundraising organization

If you do not wish to make a donation during registration, skip this step. Select CONTINUE.

- 15. Purchase Protection Policy (\$5.10). Choose **PURCHASE** or **DECLINE**
- 16. Click **CONTINUE /SKIP**
- 17. Verify **Order Summary** (on the right hand side of the screen).
- 18. Enter credit card information below to make your transaction. Click **SUBMIT ORDER**.

NOTE: If a donation is made at the same time as registration, a total of ONE (1) charge will be processed.

Payment information

Credit card

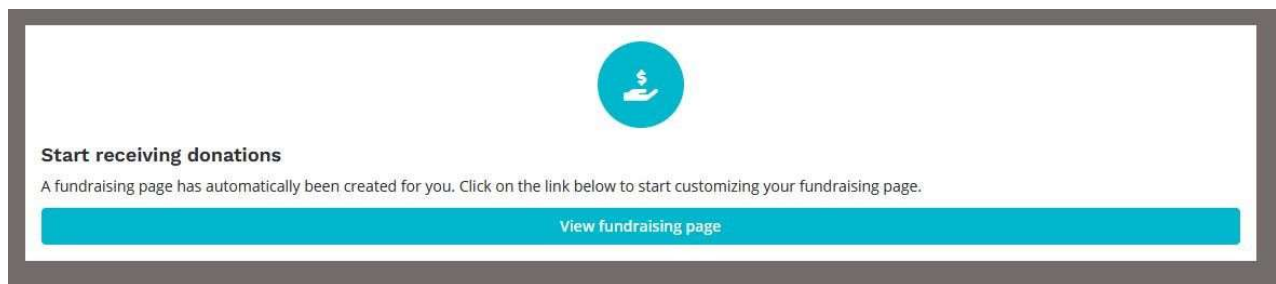
Card types accepted: American Express, MasterCard, Visa

Please note this transaction will appear on your credit card as a variation of **2022 TO Waterfront 42K** or **Race Roster 8559695515**.

By clicking "Submit order", I acknowledge that I have read and understand the [Race Roster Privacy Policy](#), and I agree to the [Race Roster Terms of Service](#).



19. Result: **Thank You!** Confirmation Number screen
20. Scroll down to access your Personal Online Fundraising Account - Click on View fundraising page.
****SAVE DIRECT LINK to easily share with family & friends!****
21. **Scroll down to visit** participant dashboard - Click on **View fundraising page.** ****SAVE DIRECT LINK to easily share with family & friend**



Result: **You will receive two confirmation emails** ****SAVE BOTH EMAILS!**

- a. Event Confirmation from Race Roster.
- b. Race Confirmation from Canada Running Series. This email contain some useful information.



Fundraising for the Event:

Once you click on your **Visit Participant Dashboard** on the Confirmation screen, you will automatically be transferred over to your fundraising page in Race Roster.

Alternatively, you can log in and edit your fundraising account using the steps below!

1. To **log in to a fundraising account**, click your unique fundraising link provided in your email OR log in on RaceRoster.com. Enter the **username and password created during registration**.
2. On your Event Dashboard, select the event **2022 TCS Toronto Waterfront Marthon**. This will take you to your event profile.
3. You can switch your team under “Team” section. If you are “Team Captain”, you cannot change team on your own, please email us at walk@fl.cc
4. You can edit your **Fundraising Page** by clicking **Edit page** in the Fundraising window of your profile. This will open a new tab to your personal fundraising page.

You can set a fundraising goal, add your story or reason for fundraising and upload a profile photo.

****NOTE – THIS DOES NOT ALTER ANY INFORMATION ON YOUR RACE REGISTRATION, JUST THE FUNDRAISING PAGE.**

Note: all manual (offline) donations must be sent to charity administrators to be inputted to your fundraising page.